

CHALLAN

From:
Maheshwari Datamatics Pvt Ltd
23, R N Mukherjee Road
5th Floor, Kolkata 700001
Phone : 033 22482248, 22435029
Email: mdpldc@yahoo.com


To:
HASIMARA INDUSTRIES LTD
MCLEOD HOUSE 1ST FLOOR
3 N S ROAD
KOLKATA
700001

Shareholding Pattern as on 30/12/2023
Investors' Grievance Report for quarter ended 30/12/2023
Balance Confirmation Certificate

Clause 74(5) Confirmation
Distribution Schedule both in value and in numbers

Date: 03/01/2024

For Maheshwari Datamatics Pvt Ltd



Format of holding of specified securities

1. Name of Listed Entity: HASIMARA INDUSTRIES LTD (CIN:L65993WB1904PLC001571)
2. Scrip Code - Name of Scrip -,- Class of Security Equity
3. Share Holding Pattern Filed under : Reg. 31(1)(a)/Reg. 31(1)(b)/Reg. 31(1)(c)
 - a. If under 31 (1)(b) then indicate the report for Quarter ending: 30/12/2023
 - b. If under 31(1)(c) then indicate date of allotment/extinguishment

4. **Declaration** : The Listed entity is required to submit the following declaration to the extent of submission of information:-

	Particulars	Yes*	No*
1	Whether the Listed Entity has issued any partly paid up shares?		No
2	Whether the Listed Entity has issued any Convertible Securities or Warrants?		No
3	Whether the Listed Entity has any shares against which depository receipts are issued?		No
4	Whether the Listed Entity has any shares in Locked-in?		No
5	Whether any shares held by promoters are pledge or otherwise encumbered?		No
6	Whether company has equity shares with differential voting rights?		No
7	Whether the Listed Entity has any significant beneficial owner?	Yes	

* If the Listed Entity selects the option 'No' for the questions above, the column for the partly paid up shares, Outstanding Convertible Securities/Warrants, depository receipts, locked-in shares, No of shares pledged or otherwise encumbered by promoters, as applicable, shall not be displayed at the time of dissemination on the Stock Exchange website. Also wherever there is 'No' declared by Listed Entity in above table the values will be considered as 'Zero' by default on submission of the format of holding of specified securities.

5. The tabular format for disclosure of holding of specified securities is as follows:-



Table I - Summary Statement holding of specified securities as on 30/12/2023

Category (I)	Category of shareholder (II)	Nos. of shareholders (III)	No. of fully paid up equity shares held (IV)	No. of Partly paid-up equity shares held (V)	No. of shares underlying Depository Receipts (VI)	Total nos. shares held (VII)=(IV)+(V)+(VI)	Shareholding as a % of total no. of shares (calculated as per SCRR, 1957) (VIII) As a % of (A+B+C2)	Number of Voting Rights held in each class of securities (IX)				No of shares Underlying outstanding convertible securities (including Warrants) (X)	Shareholding as a % assuming full conversion of convertible securities (as a percentage of diluted share capital) (XI)=(VII)+(X) As a % of (A+B+C2)	Number of Locked in shares (XII)		Number of shares pledged or otherwise encumbered (XIII)		Number of equity shares held in dematerialized form (XIV)
								No of Voting Rights			Total as a % of (A+B+C)			No. (a)	As a % of total shares held (b)	No. (a)	As a % of total shares held (b)	
								Class eg:x	Class eg:y	Total								
(A)	Promoter & Promoter group	2	743519	0	0	743519	74.3519	743519	0	743519	74.3519	0	74.3519	0	0.0000	0	0.0000	743519
(B)	Public	909	256481	0	0	256481	25.6481	256481	0	256481	25.6481	0	25.6481	0	0.0000	NA	NA	109838
(C)	Non Promoter - Non Public															NA	NA	
(C1)	Shares underlying DRs						NA									NA	NA	
(C2)	Shares held by Employee Trusts															NA	NA	
	Total	911	1000000	0	0	1000000	100.0000	1000000	0	1000000	100.0000	0	100.0000	0				853357



Table II - Statement Showing shareholding pattern of the Promoter and Promoter Group as on 30/12/2023

Category & Name of the Shareholders (I)	Entity type i.e. promoter OR promoter group entity (except promoter)	PAN (II)	Nos. of shareholders (III)	No. of fully paid up equity shares held (IV)	Partly paid-up equity shares held (V)	Nos. of shares underlying Depository Receipts (VI)	Total nos. shares held (VII)=(IV)+(V)+(VI)	Shareholding % calculated as per SCRR, 1957 As a % of (A+B+C2) (VIII)	Number of Voting Rights held in each class of securities (IX)			No of shares Underlying outstanding convertible securities (as a percentage of diluted share capital) (X)	Shareholding as a % assuming full conversion of convertible securities (as a percentage of diluted share capital) (XI)=(VII)+(X) As a % of A+B+C2	Number of Locked in shares (XII)		Number of shares pledged or otherwise encumbered (XIII)		Number of equity shares held in dematerialized form (XIV)	
									No of Voting Rights					As a % of Total Voting rights	No. (a)	As a % of total shares held (b)	No. (a)		As a % of total shares held (b)
									Class x	Class y	Total								
(1) Indian																			
(a) Individuals/Hindu undivided Family			1	387975	0	0	387975	38.7975	387975	0	387975	38.7975	0	38.7975	0	0.0000	0	0.0000	387975
ANIRUDHA JALAN	Promoter	AFQPJ5643D	1	387975	0	0	387975	38.7975	387975	0	387975	38.7975	0	38.7975	0	0.0000	0	0.0000	387975
(b) Central Government/State Government(s)												0	0.0000	0	0.0000	0	0.0000	0	
(c) Financial Institutions/Banks												0	0.0000	0	0.0000	0	0.0000	0	
(d) Any Other (specify)												0	0.0000	0	0.0000	0	0.0000	0	
Bodies Corporate			1	355544	0	0	355544	35.5544	355544	0	355544	35.5544	0	35.5544	0	0.0000	0	0.0000	355544
SRIKRISHNA ARJUN TRADING AND INVESTMENT COMPANY (P) LTD	Promoter Group	AAGCS7693N	1	355544	0	0	355544	35.5544	355544	0	355544	35.5544	0	35.5544	0	0.0000	0	0.0000	355544
Sub Total			2	743519	0	0	743519	74.3519	743519	0	743519	74.3519	0	74.3519	0	0.0000	0	0.0000	743519
(2) Foreign																			
(a) Individuals (Non-Resident Individuals/Foreign Individuals)												0	0.0000	0	0.0000	0	0.0000	0	
(b) Government												0	0.0000	0	0.0000	0	0.0000	0	
(c) Institutions												0	0.0000	0	0.0000	0	0.0000	0	
(d) Foreign Portfolio Investor												0	0.0000	0	0.0000	0	0.0000	0	
(e) Any Other (specify)												0	0.0000	0	0.0000	0	0.0000	0	
Sub Total			0	0	0	0	0	0.0000	0	0	0	0.0000	0	0.0000	0	0.0000	0	0.0000	0
Total Shareholding of Promoter and Promoter Group (A)=(A)(1)+(A)(2)			2	743519	0	0	743519	74.3519	743519	0	743519	74.3519	0	74.3519	0	0.0000	0	0.0000	743519




Table III - Statement Showing shareholding pattern of the Public shareholder as on 30/12/2023

	Category & Name of the Shareholders (I)	PAN (II)	Nos. of shareholders (II)	No. of fully paid up equity shares held (IV)	Partly paid up equity shares held (V)	Nos. of shares underlying Depository Receipts (VI)	Total nos. shares held (VII)=(IV)+(V)+(VI)	Shareholding % calculated as per SCRR, 1957) As a % of (A+B+C2) (VIII)	Number of Voting Rights held in each class of securities (IX)			Total as a % of Total Voting rights (X)	Total Shareholding as a % assuming full conversion of convertible securities (as a percentage of diluted share capital) (XI)=(VII)+(X) As a % of A+B+C2	Number of Locked in shares (XII)		Number of shares pledged or otherwise encumbered (XIII)		Number of equity shares held in dematerialized form (XIV)	Sub-categorization of shares (XV) Shareholding (No of shares) under				
									No of Voting Rights					No. (a)	As a % of total shares held (b)	No. (Not applicable) (a)	As a % of total shares held (Not applicable) (b)		Sub-Category (i)	Sub-Category (ii)	Sub-Category (iii)		
									Class x	Class y	Total												
(1)	Institutions (Domestic)																						
(a)	Mutual Funds																						
(b)	Venture Capital Funds																						
(c)	Alternate Investment Funds																						
(d)	Banks		11	2876	0	0	2876	0.2876	2876	0	2876	0.2876	0	0.2876	0	0.0000	NA		500	0	0	0	0
(e)	Insurance Companies																						
(f)	Provident Funds / Pension Funds																						
(g)	Asset Reconstruction Companies																						
(h)	Sovereign Wealth Funds																						
(i)	NBFCs Registered with RBI																						
(j)	Other Financial Institutions																						
(k)	Any Other (specify)																						
	Sub Total		11	2876	0	0	2876	0.2876	2876	0	2876	0.2876	0	0.2876	0	0.0000	NA		500	0	0	0	0
(2)	Institutions (Foreign)																						
(a)	Foreign Direct Investment																						
(b)	Foreign Venture Capital Investors																						
(c)	Sovereign Wealth Funds																						
(d)	Foreign Portfolio Investors Category I																						
(e)	Foreign Portfolio Investors Category II																						
(f)	Overseas Depositories (holding DRs) (balancing figure)																						
(g)	Any Other (specify)																						
	Sub Total		0	0	0	0	0	0.0000	0	0	0	0.0000	0	0.0000	0	0.0000	NA		0	0	0	0	0
(3)	Central Government / State Government(s)																						
(a)	Central Government / President of India		2	26200	0	0	26200	2.6200	26200	0	26200	2.6200	0	2.6200	0	0.0000	NA		5000	0	0	0	0
	THE OFFICIAL TRUSTEE OF WEST BENGAL		1	21200	0	0	21200	2.1200	21200	0	21200	2.1200	0	2.1200	0	0.0000	NA		0	0	0	0	0
(b)	State Government / Governor																						
(c)	Shareholding by Companies or Bodies Corporate where Central/State Governemnt is a promoter																						
	Sub Total		2	26200	0	0	26200	2.6200	26200	0	26200	2.6200	0	2.6200	0	0.0000	NA		5000	0	0	0	0
(4)	Non-Institutions																						
(a)	Associate Companies / Subsidiaries																						



HASIMARA INDUSTRIES LTD																						
Table III - Statement Showing shareholding pattern of the Public shareholder as on 30/12/2023																						
Category & Name of the Shareholders (I)	PAN (II)	Nos. of shareholders (III)	No. of fully paid up equity shares held (IV)	Partly paid up equity shares held (V)	Nos. of shares underlying Depository Receipts (VI)	Total nos. shares held (VII)=(IV)+(V)+(VI)	Shareholding % calculated as per SCRR, 1957 As a % of (A+B+C2) (VIII)	Number of Voting Rights held in each class of securities (IX)			No of shares Underlying convertible securities (including Warrants) (X)	Total Shareholding as a % assuming full conversion of convertible securities (as a percentage of diluted share capital) (XI)=(VII)+(X) As a % of A+B+C2)	Number of Locked in shares (XII)		Number of shares pledged or otherwise encumbered (XIII)			Sub-categorization of shares (XV) Shareholding (No of shares) under				
								No of Voting Rights					Total as a % of Total Voting rights	No. (Not applicable) (a)	As a % of total shares held (Not applicable) (b)	Number of equity shares held in dematerialized form (XIV)	Sub-Category (i)	Sub-Category (ii)	Sub-Category (iii)			
								Class x	Class y	Total										No. (a)	As a % of total shares held (b)	
(b) Directors and their relatives (excluding independent directors and nominee directors)																						
(c) Key Managerial Personnel																						
(d) Relatives of Promoters (other than immediate relatives of promoters disclosed under Promoter and Promoter Group category)																						
(e) Trusts where any person belonging to Promoter and Promoter Group category is trustee, beneficiary or author of the trust																						
(f) Investor Education and Protection Fund Authority																						
(g) Resident Individuals holding nominal share capital upto Rs.2 lakhs		841	133653	0	0	133653	13.3653	133653	0	133653	13.3653	0	13.3653	0	0.0000	NA		43482	0	0	0	
	RAJSHREE SURESH TAPURIAH	ADSPT4184B	1	17400	0	0	17400	1.7400	17400	0	17400	1.7400	0	1.7400	0	0.0000	NA		17400	0	0	0
	ABHASH KUMAR SEKSARIA	ATEPS9128E	2	16300	0	0	16300	1.6300	16300	0	16300	1.6300	0	1.6300	0	0.0000	NA		8100	0	0	0
	SURESH CHANDRA TAPURIAH	ABSPT8756B	2	10563	0	0	10563	1.0563	10563	0	10563	1.0563	0	1.0563	0	0.0000	NA		7188	0	0	0
(h) Resident Individuals holding nominal share capital in excess of Rs.2 lakhs		1	20300	0	0	20300	2.0300	20300	0	20300	2.0300	0	2.0300	0	0.0000	NA		20300	0	0	0	
	BINA DEVI BAJORIA	AEPBP3984F	1	20300	0	0	20300	2.0300	20300	0	20300	2.0300	0	2.0300	0	0.0000	NA		20300	0	0	0
(i) Non Resident Indians (NRIs)		18	6938	0	0	6938	0.6938	6938	0	6938	0.6938	0	0.6938	0	0.0000	NA		50	0	0	0	
(j) Foreign National		1	400	0	0	400	0.0400	400	0	400	0.0400	0	0.0400	0	0.0000	NA		0	0	0	0	
(k) Foreign Company / OCB																						
(l) Bodies Corporate		30	26612	0	0	26612	2.6612	26612	0	26612	2.6612	0	2.6612	0	0.0000	NA		1004	0	0	0	
	SEKSARIA FOUNDRIES LTD.		1	17900	0	0	17900	1.7900	17900	0	17900	1.7900	0	1.7900	0	0.0000	NA		0	0	0	0
(m) Any Other (specify)																						
	Resident Individual (HUF)		5	39502	0	0	39502	3.9502	39502	0	39502	3.9502	0	3.9502	0	0.0000	NA		39502	0	0	0
	DEVENDRA BAJORIA	AABHN5188H	1	38400	0	0	38400	3.8400	38400	0	38400	3.8400	0	3.8400	0	0.0000	NA		38400	0	0	0
	Sub Total		896	227405	0	0	227405	22.7405	227405	0	227405	22.7405	0	22.7405	0	0.0000	NA		104338	0	0	0
	Total Public Shareholding (B)=(B)(1)+(B)(2)+(B)(3)		909	256481	0	0	256481	25.6481	256481	0	256481	25.6481	0	25.6481	0	0.0000	NA		109838	0	0	0
Details of the shareholders acting as persons in Concert																						
SI No	Name	PAN	Shares																			
NIL																						




Table IV - Statement Showing shareholding pattern of the Non Promoter - Non Public shareholder as on 30/12/2023

Category & Name of the Shareholders (I)	PAN (II)	No of shareholders (III)	No. of fully paid up equity shares held (IV)	Partly paid-up equity shares held (V)	Nos. of shares underlying Depository Receipts (VI)	Total nos. shares held (VII)=(IV)+(V)+(VI)	Shareholding % calculated as per SCRR, 1957) As a % of (A+B+C2) (VIII)	Number of Voting Rights held in each class of securities (IX)			Total as a % of Total Voting rights	No of shares Underlying outstanding convertible securities (including Warrants) (X)	Total Shareholding as a % assuming full conversion of convertible securities (as a percentage of diluted share capital) (XI)=(VII)+(X) As a % of A+B+C2)	Number of Locked in shares (XII)		Number of shares pledged or otherwise encumbered (XIII)		Number of equity shares held in dematerialized form (XIV)
								No of Voting Rights						No. (a)	As a % of total shares held (b)	No. (Not applicable) (a)	As a % of total shares held (Not applicable) (b)	
								Class x	Class y	Total								
(1) Custodian / DR Holder																		
(2) Employee Benefit Trust/Employee Welfare Trust under SEBI (Share based Employee Benefits and Sweat Equity) Regulations, 2021																		
Total Non Promoter - Non Public Shareholding (C)=(C)(1)+(C)(2)			0	0	0	0	0.0000	0	0	0	0.0000	0	0.0000	0	0.0000	NA	NA	0



Table V - Statement showing details of significant beneficial owners as on 30/12/2023

Details of the (SBO) (I)				Details of the registered owner (II)			Details of holding / exercise of right of the SBO in the reporting company, whether direct or indirect: Whether by virtue of: (III)				Date of creation / acquisition of significant beneficial interest (IV)
Sr No	Name	PAN / Passport No. in case of a foreign national	Nationality	Name	PAN / Passport No. in case of a foreign national	Nationality	Shares (%)	Voting rights (%)	Rights on distributable dividend or any other distribution (%)	Exercise of control	Exercise of significant influence
1				ANIRUDHA JALAN	AFQPJ5643D	INDIAN	387975	38.7975			
2				SRIKRISHNA ARJUN TRADING AND INVESTMENT COMPANY (P) LTD	AAGCS7693N	INDIAN	355544	35.5544			
	Total						743519	74.3519			



HASIMARA INDUSTRIES LTD

Table VI - Statement showing foreign ownership limits as on 30/12/2023

	Board approved limits	Limits utilized	
As on shareholding date	0.0000	0.7338	7338
As on 30/09/2023	0.0000	1.2338	12338
As on 30/06/2023	0.0000	1.2338	12338
As on 31/03/2023	0.0000	1.2338	12338
As on 31/12/2022	0.0000	1.2338	12338



HASIMARA INDUSTRIES LTD				
Distribution Schedule as on 30/12/2023				
Share Holding	No of Holders	% age	No of Shares	% age
Upto 50	519	56.9704	9662	0.9662
51 to 100	176	19.3194	17030	1.7030
101 to 150	13	1.4270	1750	0.1750
151 to 250	106	11.6356	21312	2.1312
251 to 500	55	6.0373	21062	2.1062
501 to 5000	33	3.6224	43602	4.3602
Above 5000	9	0.9879	885582	88.5582
Grand Total	911	100.0000	1000000	100.0000
Distribution Schedule as on 30/12/2023				
Share Holding	No of Holders	% age	No of Shares	% age
Upto 500	869	95.3897	70816	7.0816
501 to 1000	23	2.5247	18109	1.8109
1001 to 2000	5	0.5488	8025	0.8025
2001 to 3000	3	0.3293	7468	0.7468
4001 to 5000	2	0.2195	10000	1.0000
Above 10000	9	0.9879	885582	88.5582
Grand Total	911	100.0000	1000000	100.0000
Distribution Schedule as on 30/12/2023				
Notional Value of (Rs.)	No of Holders	% age	Amount (Rs.)	% age
Upto 5000	869	95.3897	708160	7.0816
5001 to 10000	23	2.5247	181090	1.8109
10001 to 20000	5	0.5488	80250	0.8025
20001 to 30000	3	0.3293	74680	0.7468
40001 to 50000	2	0.2195	100000	1.0000
Above 100000	9	0.9879	8855820	88.5582
Grand Total	911	100.0000	10000000	100.0000



HASIMARA INDUSTRIES LTD							
Shareholding Summary as on 30/12/2023							
	As per Folio/Client Id				As per PAN		
Form	No of Records	% to Total Records	No of Shares	% to Total Shares	No of Records	No of Shares	
PHYSICAL	679	71.1740	146643	14.6643	677	146643	
NSDL	160	16.7715	851191	85.1191	147	851191	
CDSL	115	12.0545	2166	0.2166	110	2166	
TOTAL	954	100.0000	1000000	100.0000	934	1000000	

