

843

C H A L L A N (Original)

From :
MAHESHWARI DATAMATICS PVT. LTD.
6, Mangoe Lane, 2nd Floor
Kolkata - 700 001.
Phone : 2243-5809/5029
Fax : 2248-4787
E-mail : mdpi@cal.vsnl.net.in

To :
M/S HASIMARA INDUSTRIES LTD
5 & 7, NETAJI SUBHAS ROAD
P.O. BOX-184
KOLKATA
700001

Shareholding Pattern as on 30/09/2015

Plain Paper(10X12) 11 Pages

Date : 4/10/2015



For MAHESHWARI DATAMATICS PVT. LTD.

MAHESHWARI DATAMATICS PVT. LTD.

REGD. OFFICE : 6, MANGOE LANE (Surendra Mohan Ghosh Sarani), 2ND FLOOR, KOLKATA - 700 001
PH. : 2243-5029 / 5809, 2248-2248, FAX : (033) 22484787, E.mail : mdpldc@yahoo.com, Website : www.mdpl.in
CIN : U20221WB1982PTC034886

03/10/2015

HASIMARA INDUSTRIES LTD
5 & 7, NETAJI SUBHAS ROAD
P.O. BOX-184
KOLKATA
PIN 700001

Dear Sir / Madam

Sub : Compliance Regarding Confirmation Of
Dematerialisation as per Section 54(5) of
(Depositories and Participants) Regulations, 1996

We confirm having sent the Demat Transfer Register for the Period
01/07/2015 to 30/09/2015 to NSDL and CDSL and as well as to all
the Stock Exchanges, where your Shares are listed.


We also hereby confirm having Destroyed/Mutilated/Cancelled all the
securities received from the concerned DPs after Dematerialisation
within the stipulated time.

You are now requested to send the Certificate as per section 54(5)
of SEBI Depositories and Participants Regulations, 1996, to NSDL and CDSL
as per the format provided earlier.

Thanking You,

Yours faithfully

For MAHESHWARI DATAMATICS PVT. LTD.


REGISTRARS





MAHESHWARI DATAMATICS PVT. LTD.

REGD. OFFICE : 6, MANGO LANE (Surendra Mohan Ghosh Sarani), 2ND FLOOR, KOLKATA - 700 001
PH. : 2243-5029 / 5809, 2248-2248, FAX : (033) 22484787, E.mail : mdpldc@yahoo.com, Website : www.mdpl.in
CIN : U20221WB1982PTC034886

HASIMARA INDUSTRIES LTD
5 & 7, NETAJI SUBHAS ROAD
P.O. BOX-184
KOLKATA
700001


Investors' Grievance Report for the quarter 01/07/2015 to 30/09/2015

No of Investor Grievances pending at the beginning of the quarter	:	NIL
No of Investor Grievances received during the quarter	:	0
No of Investor Grievances replied/resolved during the quarter	:	0
No of Investor Grievances pending at the end of the quarter	:	NIL

Break-up of Investors' Grievances received during the quarter

Dividend	:	0
Share Certificate	:	0
Annual Report	:	0
Total	:	0

For Maheshwari Datamatics Pvt. Ltd.


Registrars

Dated : 03/10/2015



paid-up shares:-	No of partly paid-up shares	As a % of Total No of partly paid-up shares	As a % of Total No of shares of the company
Promoter/promoter group	Nil	Nil	Nil
public	Nil	Nil	Nil
	Nil	Nil	Nil

Outstanding convertible securities:-	No of Outstanding securities	As a % of Total No of outstanding convertible securities	As a % of Total No of shares of the company, assuming full conversion of the convertible securities
Promoter/promoter group	Nil	Nil	Nil
public	Nil	Nil	Nil
	Nil	Nil	Nil

Warrants:-	No of warrants	As a % of Total No of warrants	As a % of Total No of shares of the company, assuming full conversion of warrants
Promoter/promoter group	Nil	Nil	Nil
public	Nil	Nil	Nil
	Nil	Nil	Nil

paid-up capital of the company, assuming full conversion of warrants and convertible securities 1000000 Shares of Rs.10/- each



Name of the Scrip : CCSEI (Class of Security : Equity) Face Value = Rs. 10/-
 showing Shareholding Pattern Quarter ended: 30/09/2015

Category of Shareholder (II)	No of Share-holders (III)	Total No of Shares (IV)	No of Shares held in Demat Form (V)	Total shareholding as a % of Tot Shrs		Shares pledged or otherwise encumbered		
				As a % of (A+B) (VI)	As a % of (A+B+C) (VII)	Shares (VIII)	As a % (IX)=(VIII)/(IV)*100	
Promoter and Promoter Group								
Indian								
Individuals/Hindu Undivided Family	15	468605	444775	46.8605	46.8605	# i l	# i l	
Central/State Government(s)								
Bodies Corporate	5	401407	380132	40.1407	40.1407	# i l	# i l	
Financial Institutions/Banks								
Any Other								
Sub Total (A1)	20	870012	824907	87.0012	87.0012	# i l	# i l	
Foreign								
Individuals (NRI/Foreign Individuals)								
Bodies Corporate								
Institutions								
Qualified Foreign Investor								
Any other								
Sub Total (A2)								
Total Shareholding of Promoter and Promoter Group A=(A1)+(A2)	20	870012	824907	87.0012	87.0012	# i l	# i l	
Public Shareholding								
Institutions								
Mutual Funds/UTI								
Financial Institutions/Banks	13	3076	500	.3076	.3076			
Central/State Government(s)								
Venture Capital Funds								
Insurance Companies								
Foreign Institutional Investors								
Foreign Venture Capital Investors								
Qualified Foreign Investor								
Any Other								
Sub Total (B1)	13	3076	500	.3076	.3076			
Non-Institutions								
Bodies Corporate	28	8612	204	.8612	.8612			
Individuals holding								
i. Nominal Share Capital up to Rs.1 Lakh	831	84762	7243	8.4762	8.4762			
ii. Nominal Share Capital in excess of Rs.1 Lakh								
Qualified Foreign Investor								
Any Other								
Non Resident Individual	21	33538	50	3.3538	3.3538			
Sub Total (B2)	880	126912	7497	12.6912	12.6912			
Total Public Shareholding B=(B1)+(B2)	893	129988	7997	12.9988	12.9988			
Total (A)+(B)	913	1000000	832904	100.0000	100.0000			



Class of Security : Equity Face Value : Rs. 10/-
 and showing Shareholding Pattern Quarter ended: 30/09/2015

Category of Shareholder	No of Shareholders (III)	Total No of Shares (IV)	No of Shares held in Demat Form (V)	Total shareholding as a % of Tot Shrs		Shares pledged or otherwise encumbered	
				As a % of (A + B) (VI)	As a % of (A+B+C) (VII)	Shares (VIII)	As a % (IX)=(VIII)/(IV)*100
Shares held by Custodian & against which statutory Receipts have been issued							
Promoter and Promoter Group							
Public							
Grand Total (A)+(B)+(C)	913	1000000	832904			100.0000	



Individuals/Hindu Undivided Family

Name of the Shareholder	Details of Shares held			Encumbered shares		Details of warrants		Details of convertible securities		Total Shares (including underlying shares assuming full conversion of warrants and convertible securities) as a % of diluted share capital	
	No of Shares held	As a % of Grand Total (A)+(B)+(C)	No.	As a %	As a % of Grand Total (A)+(B)+(C) of sub clause (VI) (V)/ (I)(a)	No of Warrants held	As a % of total no of warrants of the same class	No of convertible securities held	As a % of convertible securities of the same class		
(II)	(III)	(IV)	(V)	(VI)*100 (V)/	(VII) (I)(a)	(VIII)	(IX)	(X)	(XI)	(XII)	
MIKUDHA JALAN	242625	24.2625		Nil	Nil	Nil	Nil	Nil	Nil	Nil	24.2625
EVENDRA DAJORIA	137450	13.7450		Nil	Nil	Nil	Nil	Nil	Nil	Nil	13.7450
EVENDRA DAJORIA	38400	3.8400		Nil	Nil	Nil	Nil	Nil	Nil	Nil	3.8400
INA DEVI DAJORIA	20300	2.0300		Nil	Nil	Nil	Nil	Nil	Nil	Nil	2.0300
R ABHASH KUMAR SEKSARIA	13200	1.3200		Nil	Nil	Nil	Nil	Nil	Nil	Nil	1.3200
RUN KUMAR JALAN	5000	.5000		Nil	Nil	Nil	Nil	Nil	Nil	Nil	.5000
M TARA DEVI SEKSARIA	5000	.5000		Nil	Nil	Nil	Nil	Nil	Nil	Nil	.5000
ABHASH KUMAR SEKSARIA	3100	.3100		Nil	Nil	Nil	Nil	Nil	Nil	Nil	.3100
M RATNI BAI RAMMATH SEKSARIA	1000	.1000		Nil	Nil	Nil	Nil	Nil	Nil	Nil	.1000
EVENDRA DAJORIA	1000	.1000		Nil	Nil	Nil	Nil	Nil	Nil	Nil	.1000
HIMESH KUMAR SEKSARIA	800	.0800		Nil	Nil	Nil	Nil	Nil	Nil	Nil	.0800
KI DEVENDRA DAJORIA	200	.0200		Nil	Nil	Nil	Nil	Nil	Nil	Nil	.0200
MIKUDHA JALAN	200	.0200		Nil	Nil	Nil	Nil	Nil	Nil	Nil	.0200
M SONA DEVI PODDAR	200	.0200		Nil	Nil	Nil	Nil	Nil	Nil	Nil	.0200
JR DEVENDRA DAJORIA	150	.0150		Nil	Nil	Nil	Nil	Nil	Nil	Nil	.0150
	468605	46.8605		Nil	Nil	Nil	Nil	Nil	Nil	Nil	46.8605




Name of the Shareholder	Details of Shares held			Encumbered shares		Details of warrants		Details of convertible securities		Total Shares (including underlying shares assuming full conversion of warrants and convertible securities) as a % of diluted share capital
	No of Shares held	As a % of Grand Total (A)+(B)+(C)	No.	As a %	As a % of Grand Total (A)+(B)+(C) of sub clause (I)(a)	No of Warrants held	As a % of total no of warrants of the same class	No of convertible securities held	As a % of total no of convertible securities of the same class	
(II)	(III)	(IV)	(V)	(VI)= (V)/ (III)*100	(VII)	(VIII)	(IX)	(X)	(XI)	(XII)
RIKRISHNA ARJUN TRADING AND INVESTMENT COMPANY (P) LTD	355544	35.5544		Nil	Nil	Nil	Nil	Nil	Nil	35.5544
BEKSARIA FOUNDARIES LTD.	17900	1.7900		Nil	Nil	Nil	Nil	Nil	Nil	1.7900
REATIVE SERVICES PRIVATE LIMITED	17400	1.7400		Nil	Nil	Nil	Nil	Nil	Nil	1.7400
LANGAL BHAGYA EXPORTS INDIA LIMITED	7188	.7188		Nil	Nil	Nil	Nil	Nil	Nil	.7188
BEVKUMJ TRADE ENTERPRISES LTD.	3375	.3375		Nil	Nil	Nil	Nil	Nil	Nil	.3375
	401407	40.1407		Nil	Nil	Nil	Nil	Nil	Nil	40.1407




Statement showing holding of securities (including shares, warrants, convertible securities) belonging to the category 'Public' and holding more than 1% of the total no of shares

Name of the Shareholder	No of Shares held	Details of warrants		Details of convertible securities		Total shares (including underlying shares assuming full conversion of warrants and convertible securities) as a % of diluted share capital
		Shares as a % of total no of shares (i.e., Grand Total (A)+(B)+(C) indicated in Statement	No of Warrants held	As a % of total no of Warrants of the same class	No of convertible securities held	
THE OFFICIAL TRUSTEE OF WEST BENGAL	21200	2.1200	Nil	Nil	Nil	2.1200
Total	21200	2.1200	Nil	Nil	Nil	2.1200



MARA INDUSTRIES LTD
Physical / NSDL / CDSL Summary Report as on 30/09/2015

	Holdings	Shares	% age
Physical :	737	167096	16.7096
S D L :	106	832177	83.2177
D S L :	70	727	.0727
	913	1000000	100.0000



Public Shareholding

No of Shares : 129988
% of shareholding : 12.9988

Promoters and Promoter Group Shareholding
Pledged/Encumbered

No of Shares : Nil
% of shares : Nil
(as a % of the total shareholding
of promoter and promoter group)
% of shares : Nil
(as a % of the total share capital
of the company)

Non-encumbered

No of Shares : 870012
% of shares : 100.0000
(as a % of the total shareholding
of promoter and promoter group)
% of shares : 87.0012
(as a % of the total share capital
of the company)

