

CHALLAN (Original)


From:
MAHESHWARI DATAMATICS PVT. LTD.
6 MANGO LANE, 2ND FLOOR
KOLKATA - 700001
Phone : 2243-5809/5029
Email: mdpldc@yahoo.com

To:
HASIMARA INDUSTRIES LTD
5 & 7, NETAJI SUBHAS ROAD
P.O. BOX-184
KOLKATA
700001

- Shareholding Pattern as on 31/03/2016
- Investors' Grievance Report for quarter ended 31/03/2016 and for the full financial year
- Clause 54(5) Confirmation
- Distribution Schedule both in value and in numbers
- Compliance Certificate U/S 7(3)

Date: 02/04/2016

For MAHESHWARI DATAMATICS PVT. LTD.



Format of holding of specified securities

1. Name of Listed Entity: HASIMARA INDUSTRIES LTD (CIN:L65993WB1904PLC001571)
2. Scrip Code - Name of Scrip -,- Class of Security Equity
3. Share Holding Pattern Filed under : Reg. 31(1)(a)/Reg. 31(1)(b)/Reg. 31(1)(c)
 - a. If under 31 (1)(b) then indicate the report for Quarter ending: 31/03/2016
 - b. If under 31(1)(c) then indicate date of allotment/extinguishment

4. **Declaration** : The Listed entity is required to submit the following declaration to the extent of submission of information:-

| | Particulars | Yes* | No* |
|---|--|------|-----|
| 1 | Whether the Listed Entity has issued any partly paid up shares? | | No |
| 2 | Whether the Listed Entity has issued any Convertible Securities or Warrants? | | No |
| 3 | Whether the Listed Entity has any shares against which depository receipts are issued? | | No |
| 4 | Whether the Listed Entity has any shares in Locked-in? | | No |
| 5 | Whether any shares held by promoters are pledge or otherwise encumbered? | | No |

* If the Listed Entity selects the option 'No' for the questions above, the column for the partly paid up shares, Outstanding Convertible Securities/Warrants, depository receipts, locked-in shares, No of shares pledged or otherwise encumbered by promoters, as applicable, shall not be displayed at the time of dissemination on the Stock Exchange website. Also wherever there is 'No' declared by Listed Entity in above table the values will be considered as 'Zero' by default on submission of the format of holding of specified securities.


5. The tabular format for disclosure of holding of specified securities is as follows:-



HASIMARA INDUSTRIES LTD

Table I - Summary Statement holding of specified securities as on 31.12.2016

| Category (I) | Category of shareholder (II) | Nos. of shareholders (III) | No. of fully paid up equity shares held (IV) | No. of Partly paid-up equity shares held (V) | No. of shares underlying Depository Receipts (VI) | Total nos. shares held (VII)=(IV)+(V)+(VI) | Shareholding as a % of total no. of shares (calculated as per SCRR, 1957) (VIII) As a % of (A+B+C2) | Number of Voting Rights held in each class of securities (IX) | | | | No of shares Underlying outstanding convertible securities (including Warrants) (X) | Shareholding as a % assuming full conversion of convertible securities (as a percentage of diluted share capital) (XI)=(VII)+(X) As a % of (A+B+C2) | Number of Locked in shares (XII) | | Number of shares pledged or otherwise encumbered (XIII) | | Number of equity shares held in dematerialized form (XIV) |
|--------------|--------------------------------|----------------------------|--|--|---|--|---|---|-------------|---------|-------------------------|---|---|----------------------------------|---------------------------------|---|---------------------------------|---|
| | | | | | | | | No of Voting Rights | | | Total as a % of (A+B+C) | | | No. (a) | As a % of total shares held (b) | No. (a) | As a % of total shares held (b) | |
| | | | | | | | | Class eg: x | Class eg: y | Total | | | | | | | | |
| (A) | Promoter & Promoter group | 16 | 871512 | 0 | 0 | 871512 | 87.1512 | 871512 | 0 | 871512 | 87.1512 | 0 | 87.1512 | 0 | 0.0000 | 0 | 0.0000 | 826407 |
| (B) | Public | 891 | 128488 | 0 | 0 | 128488 | 12.8488 | 128488 | 0 | 128488 | 12.8488 | 0 | 12.8488 | 0 | 0.0000 | NA | NA | 8197 |
| (C) | Non Promoter - Non Public | | | | | | | | | | | | | | | NA | NA | |
| (C1) | Shares underlying DRs | | | | | | NA | | | | | | | | | NA | NA | |
| (C2) | Shares held by Employee Trusts | | | | | | | | | | | | | | | NA | NA | |
| | Total | 907 | 1000000 | 0 | 0 | 1000000 | 100.0000 | 1000000 | 0 | 1000000 | 100.0000 | 0 | 100.0000 | 0 | | | | 834604 |



HASIMARA INDUSTRIES LTD

Table II - Statement Showing shareholding pattern of the Promoter and Promoter Group as on 31/03/2016

| (1) | Category & Name of the Shareholders (I) | PAN (II) | Nos. of shareholders (III) | No. of fully paid up equity shares held (IV) | Partly paid-up equity shares held (V) | Nos. of shares underlying Depository Receipts (VI) | Total nos. shares held (VII)=(IV)+(V)+(VI) | Shareholding % calculated as per SCRR, 1957) As a % of (A+B+C2) (VIII) | Number of Voting Rights held in each class of securities (IX) | | | No of shares Underlying outstanding convertible securities (including Warrants) (X) | Shareholding as a % assuming full conversion of convertible securities (as a percentage of diluted share capital) (XI)=(VII)+(X) As a % of A+B+C2) | Number of Locked in shares (XII) | | Number of shares pledged or otherwise encumbered (XIII) | | Number of equity shares held in dematerialized form (XIV) | |
|-----|---|------------|----------------------------|--|---------------------------------------|--|--|--|---|---------|--------|---|--|-------------------------------------|---------------------------------|---|---------------------------------|---|---------|
| | | | | | | | | | No of Voting Rights | | | | | Total as a % of Total Voting rights | As a % of total shares held (b) | No. (a) | As a % of total shares held (b) | | No. (a) |
| | | | | | | | | | Class x | Class y | Total | | | | | | | | |
| (a) | Indian Individuals/Hindu undivided Family | | 11 | 470105 | 0 | 0 | 470105 | 47.0105 | 470105 | 0 | 470105 | 47.0105 | 0 | 47.0105 | 0 | 0.0000 | 0 | 0.0000 | 44627 |
| | ANIRUDHA JALAN | AFQPJ5643D | 1 | 381775 | 0 | 0 | 381775 | 38.1775 | 381775 | 0 | 381775 | 38.1775 | 0 | 38.1775 | 0 | 0.0000 | 0 | 0.0000 | 38177 |
| | DEVENDRA BAJORIA | AABHN5188H | 1 | 38600 | 0 | 0 | 38600 | 3.8600 | 38600 | 0 | 38600 | 3.8600 | 0 | 3.8600 | 0 | 0.0000 | 0 | 0.0000 | 38600 |
| | BINA DEVI BAJORIA | AEPPE3984F | 1 | 20300 | 0 | 0 | 20300 | 2.0300 | 20300 | 0 | 20300 | 2.0300 | 0 | 2.0300 | 0 | 0.0000 | 0 | 0.0000 | 20300 |
| | ABHASH KUMAR SEKSARIA | ATEPS9128E | 1 | 16300 | 0 | 0 | 16300 | 1.6300 | 16300 | 0 | 16300 | 1.6300 | 0 | 1.6300 | 0 | 0.0000 | 0 | 0.0000 | 16300 |
| | SM TARA DEVI SEKSARIA | AJJPS2453B | 1 | 5000 | 0 | 0 | 5000 | 0.5000 | 5000 | 0 | 5000 | 0.5000 | 0 | 0.5000 | 0 | 0.0000 | 0 | 0.0000 | 5000 |
| | ARUN KUMAR JALAN | ACKPJ8547P | 1 | 5000 | 0 | 0 | 5000 | 0.5000 | 5000 | 0 | 5000 | 0.5000 | 0 | 0.5000 | 0 | 0.0000 | 0 | 0.0000 | 5000 |
| | DEVENDRA BAJORIA | AABHD7795Q | 1 | 1000 | 0 | 0 | 1000 | 0.1000 | 1000 | 0 | 1000 | 0.1000 | 0 | 0.1000 | 0 | 0.0000 | 0 | 0.0000 | 1000 |
| | SM RATNI BAI RAMNATH SEKSARIA | H03352 | 1 | 1000 | 0 | 0 | 1000 | 0.1000 | 1000 | 0 | 1000 | 0.1000 | 0 | 0.1000 | 0 | 0.0000 | 0 | 0.0000 | 1000 |
| | DHINESH KUMAR SEKSARIA | AJPS2450C | 1 | 800 | 0 | 0 | 800 | 0.0800 | 800 | 0 | 800 | 0.0800 | 0 | 0.0800 | 0 | 0.0000 | 0 | 0.0000 | 800 |
| | SM SHOBHA DEVI PODDAR | | 1 | 200 | 0 | 0 | 200 | 0.0200 | 200 | 0 | 200 | 0.0200 | 0 | 0.0200 | 0 | 0.0000 | 0 | 0.0000 | 200 |
| | MR NARENDRA BAJORIA | AEOPB9941F | 1 | 130 | 0 | 0 | 130 | 0.0130 | 130 | 0 | 130 | 0.0130 | 0 | 0.0130 | 0 | 0.0000 | 0 | 0.0000 | 130 |
| (b) | Central Government/State Government(s) | | | | | | | | | | | | | | | | | | |
| (c) | Financial Institutions/Banks | | | | | | | | | | | | | | | | | | |
| (d) | Any Other (specify) | | | | | | | | | | | | | | | | | | |
| | Bodies Corporate | | 5 | 401407 | 0 | 0 | 401407 | 40.1407 | 401407 | 0 | 401407 | 40.1407 | 0 | 40.1407 | 0 | 0.0000 | 0 | 0.0000 | 38013 |
| | SRIKRISHNA ARJUN TRADING AND INVESTMENT COMPANY (P) LTD | AAGCS7693N | 1 | 355544 | 0 | 0 | 355544 | 35.5544 | 355544 | 0 | 355544 | 35.5544 | 0 | 35.5544 | 0 | 0.0000 | 0 | 0.0000 | 35554 |
| | SEKSARIA FOUNDARIES LTD | | 1 | 17900 | 0 | 0 | 17900 | 1.7900 | 17900 | 0 | 17900 | 1.7900 | 0 | 1.7900 | 0 | 0.0000 | 0 | 0.0000 | 17900 |
| | CREATIVE SERVICES PRIVATE LIMITED | AABCC0359A | 1 | 17400 | 0 | 0 | 17400 | 1.7400 | 17400 | 0 | 17400 | 1.7400 | 0 | 1.7400 | 0 | 0.0000 | 0 | 0.0000 | 17400 |
| | MANGAL BHAGYA EXPORTS INDIA LIMITED | AADCS6075P | 1 | 7188 | 0 | 0 | 7188 | 0.7188 | 7188 | 0 | 7188 | 0.7188 | 0 | 0.7188 | 0 | 0.0000 | 0 | 0.0000 | 7188 |
| | DEVKUNJ TRADE ENTERPRISES LTD. | | 1 | 3375 | 0 | 0 | 3375 | 0.3375 | 3375 | 0 | 3375 | 0.3375 | 0 | 0.3375 | 0 | 0.0000 | 0 | 0.0000 | 3375 |
| | Sub Total | | 16 | 871512 | 0 | 0 | 871512 | 87.1512 | 871512 | 0 | 871512 | 87.1512 | 0 | 87.1512 | 0 | 0.0000 | 0 | 0.0000 | 82640 |
| (2) | Foreign | | | | | | | | | | | | | | | | | | |
| (a) | Individuals (Non-Resident Individuals/Foreign Individuals) | | | | | | | | | | | | | | | | | | |
| (b) | Government | | | | | | | | | | | | | | | | | | |
| (c) | Institutions | | | | | | | | | | | | | | | | | | |
| (d) | Foreign Portfolio Investor | | | | | | | | | | | | | | | | | | |
| (e) | Any Other (specify) | | | | | | | | | | | | | | | | | | |
| | Sub Total | | 0 | 0 | 0 | 0 | 0 | 0.0000 | 0 | 0 | 0 | 0.0000 | 0 | 0.0000 | 0 | 0.0000 | 0 | 0.0000 | 0 |
| | Total Shareholding of Promoter and Promoter Group (A)=(A)(1)+(A)(2) | | 16 | 871512 | 0 | 0 | 871512 | 87.1512 | 871512 | 0 | 871512 | 87.1512 | 0 | 87.1512 | 0 | 0.0000 | 0 | 0.0000 | 82640 |



Table III - Statement Showing shareholding pattern of the Public shareholders on 31/03/2016


| | Category & Name of the Shareholders (I) | PAN (II) | Nos. of shareholders (III) | No. of fully paid up equity shares held (IV) | Partly paid-up equity shares held (V) | Nos. of shares underlying Depository Receipts (VI) | Total nos. shares held (VII)=(IV)+(V)+(VI) | Shareholding % calculated as per SCRR, 1957) As a % of (A+B+C2) (VIII) | Number of Voting Rights held in each class of securities (IX) | | | No of shares Underlying outstanding convertible securities (including Warrants) (X) | Shareholding as a % assuming full conversion of convertible securities (as a percentage of diluted share capital) (XI)=(VII)+(X) As a % of A+B+C2) | Number of Locked in shares (XII) | | Number of shares pledged or otherwise encumbered (XIII) | | Number of equity shares held in dematerialized form (XIV) |
|-----|---|----------|----------------------------|--|---------------------------------------|--|--|--|---|---------|-------|---|--|----------------------------------|--------------------------|---|--------------------------|---|
| | | | | | | | | | No of Voting Rights | | | | | As a % of total shares held (b) | No. (Not applicable) (a) | As a % of total shares held (b) | No. (Not applicable) (a) | |
| | | | | | | | | | Class x | Class y | Total | | | | | | | |
| (1) | Institutions | | | | | | | | | | | | | | | | | |
| (a) | Mutual Funds / UTI | | | | | | | | | | | | | | | | | |
| (b) | Venture Capital Funds | | | | | | | | | | | | | | | | | |
| (c) | Alternate Investment Funds | | | | | | | | | | | | | | | | | |
| (d) | Foreign Venture Capital Investors | | | | | | | | | | | | | | | | | |
| (e) | Foreign Portfolio Investors | | | | | | | | | | | | | | | | | |
| (f) | Financial Institutions / Banks | | 13 | 3076 | 0 | 0 | 3076 | 0.3076 | 3076 | 0 | 3076 | 0.3076 | 0 | 0.3076 | 0 | 0.0000 | NA | 500 |
| (g) | Insurance Companies | | | | | | | | | | | | | | | | | |
| (h) | Provident Funds / Pension Funds | | | | | | | | | | | | | | | | | |
| (i) | Any Other (specify) | | | | | | | | | | | | | | | | | |
| | Sub Total | | 13 | 3076 | 0 | 0 | 3076 | 0.3076 | 3076 | 0 | 3076 | 0.3076 | 0 | 0.3076 | 0 | 0.0000 | NA | 500 |
| (2) | Central Government / State Government(s) / President of India | | | | | | | | | | | | | | | | | |
| (3) | Non-Institutions | | | | | | | | | | | | | | | | | |
| (a) | Individuals- | | | | | | | | | | | | | | | | | |
| | i. Individual shareholders holding nominal share capital upto Rs.2 lakhs | | 830 | 83362 | 0 | 0 | 83362 | 8.3362 | 83362 | 0 | 83362 | 8.3362 | 0 | 8.3362 | 0 | 0.0000 | NA | 7543 |
| | ii. Individual shareholders holding nominal share capital in excess of Rs.2 lakhs | | | | | | | | | | | | | | | | | |
| (b) | NBFCs registered with RBI | | | | | | | | | | | | | | | | | |
| (c) | Employee Trusts | | | | | | | | | | | | | | | | | |
| (d) | Overseas Depositories (holding DRs) (balancing figure) | | | | | | | | | | | | | | | | | |
| (e) | Any Other (specify) | | | | | | | | | | | | | | | | | |
| | Bodies Corporate | | 27 | 8512 | 0 | 0 | 8512 | 0.8512 | 8512 | 0 | 8512 | 0.8512 | 0 | 0.8512 | 0 | 0.0000 | NA | 104 |
| | Non Resident Individual | | 21 | 33538 | 0 | 0 | 33538 | 3.3538 | 33538 | 0 | 33538 | 3.3538 | 0 | 3.3538 | 0 | 0.0000 | NA | 50 |
| | THE OFFICIAL TRUSTEE OF WEST BENGAL | H00099 | 1 | 21200 | 0 | 0 | 21200 | 2.1200 | 21200 | 0 | 21200 | 2.1200 | 0 | 2.1200 | 0 | 0.0000 | NA | |



HASIMARA INDUSTRIES LTD

Table III - Statement Showing shareholding pattern of the Public shareholder as on 31/03/2016

| Category & Name of the Shareholders (I) | PAN (II) | Nos. of shareholders (III) | No. of fully paid up equity shares held (IV) | Partly paid up equity shares held (V) | Nos. of shares underlying Depository Receipts (VI) | Total nos. shares held (VII)=(IV)+(V)+(VI) | Shareholding % calculated as per SCRR, 1957) As a % of (A+B+C2) (VIII) | Number of Voting Rights held in each class of securities (IX) | | | Total as a % of Total Voting rights | No of shares Underlying convertible securities (including Warrants) (X) | Shareholding as a % assuming full conversion of convertible securities (as a percentage of diluted share capital) (XI)=(VII)+(X) As a % of A+B+C2) | Number of Locked in shares (XII) | | Number of shares pledged or otherwise encumbered (XIII) | |
|--|----------|----------------------------|--|---------------------------------------|--|--|--|---|---------|--------|-------------------------------------|---|--|----------------------------------|---------------------------------|---|---------------------------------|
| | | | | | | | | No of Voting Rights | | | | | | No. (a) | As a % of total shares held (b) | No. (a) | As a % of total shares held (b) |
| | | | | | | | | Class x | Class y | Total | | | | | | | |
| Sub Total | | 878 | 125412 | 0 | 0 | 125412 | 12.5412 | 125412 | 0 | 125412 | 12.5412 | 0 | 12.5412 | 0 | 0.0000 | NA | |
| Total Public Shareholding (B)=(B)(1)+(B)(2)+(B)(3) | | 891 | 128488 | 0 | 0 | 128488 | 12.8488 | 128488 | 0 | 128488 | 12.8488 | 0 | 12.8488 | 0 | 0.0000 | NA | |



HASIMARA INDUSTRIES LTD

Distribution Schedule as on 31/03/2016


| Share Holding | No of Holders | % age | No of Shares | % age |
|---------------|---------------|----------|--------------|----------|
| Upto 50 | 509 | 55.9341 | 10006 | 1.0006 |
| 51 to 100 | 182 | 20.0000 | 17677 | 1.7677 |
| 101 to 150 | 10 | 1.0989 | 1374 | 0.1374 |
| 151 to 250 | 108 | 11.8681 | 21677 | 2.1677 |
| 251 to 500 | 55 | 6.0440 | 20912 | 2.0912 |
| 501 to 5000 | 37 | 4.0659 | 55647 | 5.5647 |
| Above 5000 | 9 | 0.9890 | 872707 | 87.2707 |
| Grand Total | 910 | 100.0000 | 1000000 | 100.0000 |

Distribution Schedule as on 31/03/2016

| Share Holding | No of Holders | % age | No of Shares | % age |
|---------------|---------------|----------|--------------|----------|
| Upto 500 | 864 | 94.9451 | 71646 | 7.1646 |
| 501 to 1000 | 23 | 2.5275 | 18109 | 1.8109 |
| 1001 to 2000 | 6 | 0.6593 | 8595 | 0.8595 |
| 2001 to 3000 | 3 | 0.3297 | 7468 | 0.7468 |
| 3001 to 4000 | 2 | 0.2198 | 6475 | 0.6475 |
| 4001 to 5000 | 3 | 0.3297 | 15000 | 1.5000 |
| 5001 to 10000 | 1 | 0.1099 | 7188 | 0.7188 |
| Above 10000 | 8 | 0.8791 | 865519 | 86.5519 |
| Grand Total | 910 | 100.0000 | 1000000 | 100.0000 |

Distribution Schedule as on 31/03/2016

| Notional Value of (Rs.) | No of Holders | % age | Amount (Rs.) | % age |
|-------------------------|---------------|----------|--------------|----------|
| Upto 5000 | 864 | 94.9451 | 716460 | 7.1646 |
| 5001 to 10000 | 23 | 2.5275 | 181090 | 1.8109 |
| 10001 to 20000 | 6 | 0.6593 | 85950 | 0.8595 |
| 20001 to 30000 | 3 | 0.3297 | 74680 | 0.7468 |
| 30001 to 40000 | 2 | 0.2198 | 64750 | 0.6475 |
| 40001 to 50000 | 3 | 0.3297 | 150000 | 1.5000 |
| 50001 to 100000 | 1 | 0.1099 | 71880 | 0.7188 |
| Above 100000 | 8 | 0.8791 | 8655190 | 86.5519 |
| Grand Total | 910 | 100.0000 | 10000000 | 100.0000 |



HASIMARA INDUSTRIES LTD
Shareholding Summary as on 31/03/2016

| Form | No of Records | No of Shares |
|----------|---------------|--------------|
| PHYSICAL | 735 | 165396 |
| NSDL | 105 | 833877 |
| CDSL | 70 | 727 |
| TOTAL | 910 | 1000000 |

