



# HASIMARA INDUSTRIES LIMITED

Date: October 08, 2021

To  
The Secretary  
The Calcutta Stock Exchange Ltd.  
7 Lyons Range  
Kolkata -700 001

**Scrip Code : 10018103**

Dear Sir,

Sub : Comply with Regulation 31 of SEBI (LODR) in  
Regulation, 2015 with respect to submission of Shareholding Pattern  
For Quarter ended 30<sup>th</sup> September,2021.

We are submitting herewith statement of Shareholding Pattern for the Quarter ended  
30<sup>th</sup> September,2021 for compliance with regulation 31 of SEBI(LODR).

Please acknowledge receipt.

Thanking you,

Yours faithfully,  
For HASIMARA INDUSTRIES LIMITED

  
**B.L.SHARMA**  
**C.F.O**

Encl : As stated above.

CHALLAN

From:  
MAHESHWARI DATAMATICS PVT. LTD.  
23 R.N.MUKHERJEE ROAD, 5TH FLOOR  
KOLKATA - 700001  
Phone : 2248-2248/2243-5029  
Email: mdpldc@yahoo.com

To:  
HASIMARA INDUSTRIES LTD  
26 BELVEDERE ROAD  
KOLKATA  
700027

Shareholding Pattern as on 30/09/2021  
Investors' Grievance Report for quarter ended 30/09/2021  
Balance Confirmation Certificate  
Compliance Certificate U/S 7(3)  
Clause 74(5) Confirmation  
Distribution Schedule both in value and in numbers

Date: 04/10/2021

For MAHESHWARI DATAMATICS PVT. LTD.




Table I - Summary Statement holding of specified securities as on 30/09/2021

Category (I)	Category of shareholder (II)	Nos. of shareholders (III)	No. of fully paid up equity shares held (IV)	No. of Partly paid-up equity shares held (V)	No. of shares underlying Depository Receipts (VI)	Total nos. shares held (VII)=(IV)+(V)+(VI)	Shareholding as a % of total no. of shares (calculated as per SCRR, 1957) (VIII) As a % of (A+B+C2)	Number of Voting Rights held in each class of securities (IX)				No of shares Underlying outstanding convertible securities (including Warrants) (X)	Shareholding as a % assuming full conversion of convertible securities (as a percentage of diluted share capital) (XI)=(VII)+(X) As a % of (A+B+C2)	Number of Locked in shares (XII)		Number of shares pledged or otherwise encumbered (XIII)		Number of equity shares held in dematerialized form (XIV)
								No of Voting Rights			Total as a % of (A+B+C)			No. (a)	As a % of total shares held (b)	No. (a)	As a % of total shares held (b)	
								Class eg:x	Class eg:y	Total								
(A)	Promoter & Promoter group	4	743519	0	0	743519	74.3519	743519	0	743519	74.3519	0	74.3519	0	0.0000	0	0.0000	742119
(B)	Public	907	256481	0	0	256481	25.6481	256481	0	256481	25.6481	0	25.6481	0	0.0000	NA		104695
(C)	Non Promoter - Non Public															NA		
(C1)	Shares underlying DRs						NA									NA		
(C2)	Shares held by Employee Trusts															NA		
	Total	911	1000000	0	0	1000000	100.0000	1000000	0	1000000	100.0000	0	100.0000	0				846814




Table II - Statement Showing shareholding pattern of the Promoter and Promoter Group as on 30/09/2021

(1)	Category & Name of the Shareholders (I)	Entity type i.e. promoter OR promoter group entity (except promoter)	PAN (II)	Nos. of shareholders (III)	No. of fully paid up equity shares held (IV)	Partly paid-up equity shares held (V)	Nos. of shares underlying Depository Receipts (VI)	Total nos. shares held (VII)=(IV)+(V)+(VI)	Shareholding % calculated as per SCRR, 1957) As a % of (A+B+C2) (VIII)	Number of Voting Rights held in each class of securities (IX)			Total as a % of Total Voting rights (as a percentage of diluted share capital) (X)	Shareholding as a % assuming full conversion of convertible securities (as a percentage of diluted share capital) (XI)=(VII)+(X) As a % of A+B+C2)	Number of Locked in shares (XII)		Number of shares pledged or otherwise encumbered (XIII)		Number of equity shares held in dematerialized form (XIV)	
										No of Voting Rights					No. (a)	As a % of total shares held (b)	No. (a)	As a % of total shares held (b)		
										Class x	Class y	Total								
(1)	Indian																			
(a)	Individuals/Hindu undivided Family			3	387975	0	0	387975	38.7975	387975	0	387975	38.7975	0	38.7975	0	0.0000	0	0.0000	386575
	ANIRUDHA JALAN	Promoter	AFQPJ5643D	1	381775	0	0	381775	38.1775	381775	0	381775	38.1775	0	38.1775	0	0.0000	0	0.0000	381575
	INDRA JALAN	Promoter	ACKPJ8539P	1	5000	0	0	5000	0.5000	5000	0	5000	0.5000	0	0.5000	0	0.0000	0	0.0000	5000
	ANIRUDHA JALAN	Promoter	AFQPJ6643D	1	1200	0	0	1200	0.1200	1200	0	1200	0.1200	0	0.1200	0	0.0000	0	0.0000	0
(b)	Central Government/State Government(s)													0	0.0000	0	0.0000	0	0.0000	0
(c)	Financial Institutions/Banks													0	0.0000	0	0.0000	0	0.0000	0
(d)	Any Other (specify)													0	0.0000	0	0.0000	0	0.0000	0
	Bodies Corporate			1	355544	0	0	355544	35.5544	355544	0	355544	35.5544	0	35.5544	0	0.0000	0	0.0000	355544
	SRIKRISHNA ARJUN TRADING AND INVESTMENT COMPANY (P) LTD	Promoter Group	AAGCS7693N	1	355544	0	0	355544	35.5544	355544	0	355544	35.5544	0	35.5544	0	0.0000	0	0.0000	355544
	Sub Total			4	743519	0	0	743519	74.3519	743519	0	743519	74.3519	0	74.3519	0	0.0000	0	0.0000	742119
(2)	Foreign																			
(a)	Individuals (Non-Resident Individuals/Foreign Individuals)													0	0.0000	0	0.0000	0	0.0000	0
(b)	Government													0	0.0000	0	0.0000	0	0.0000	0
(c)	Institutions													0	0.0000	0	0.0000	0	0.0000	0
(d)	Foreign Portfolio Investor													0	0.0000	0	0.0000	0	0.0000	0
(e)	Any Other (specify)													0	0.0000	0	0.0000	0	0.0000	0
	Sub Total			0	0	0	0	0	0.0000	0	0	0	0.0000	0	0.0000	0	0.0000	0	0.0000	0
	Total Shareholding of Promoter and Promoter Group (A)=(A)(1)+(A)(2)			4	743519	0	0	743519	74.3519	743519	0	743519	74.3519	0	74.3519	0	0.0000	0	0.0000	742119



Table III - Statement Showing shareholding pattern of the Public shareholder as on 30/09/2021

	Category & Name of the Shareholders (I)	PAN (II)	Nos. of shareholders (III)	No. of fully paid up equity shares held (IV)	Partly paid-up equity shares held (V)	Nos. of shares underlying Depository Receipts (VI)	Total nos. shares held (VII)=(IV)+(V)+(VI)	Shareholding % calculated as per SCRR, 1957 As a % of (A+B+C2) (VIII)	Number of Voting Rights held in each class of securities (IX)			No of shares Underlying outstanding convertible securities (as a percentage of diluted share capital) (X)	Shareholding as a % assuming full conversion of convertible securities (as a percentage of diluted share capital) (XI)=(VII)+(X) As a % of A+B+C2)	Number of Locked in shares (XII)		Number of shares pledged or otherwise encumbered (XIII)		Number of equity shares held in dematerialized form (XIV)	
									No of Voting Rights					Total as a % of Total Voting rights	As a % of total shares held (b)	No. (Not applicable) (a)	As a % of total shares held (Not applicable) (b)		
									Class x	Class y	Total								
(1)	Institutions																		
(a)	Mutual Funds / UTI																		
(b)	Venture Capital Funds																		
(c)	Alternate Investment Funds																		
(d)	Foreign Venture Capital Investors																		
(e)	Foreign Portfolio Investors																		
(f)	Financial Institutions / Banks		11	2876	0	0	2876	0.2876	2876	0	2876	0.2876	0	0.2876	0	0.0000	NA		500
(g)	Insurance Companies																		
(h)	Provident Funds / Pension Funds																		
(i)	Any Other (specify)																		
	Sub Total		11	2876	0	0	2876	0.2876	2876	0	2876	0.2876	0	0.2876	0	0.0000	NA		500
(2)	Central Government / State Government(s) / President of India																		
(3)	Non-Institutions																		
(a)	Individuals-																		
	i. Individual shareholders holding nominal share capital upto Rs.2 lakhs		840	133753	0	0	133753	13.3753	133753	0	133753	13.3753	0	13.3753	0	0.0000	NA		43439
	RAJSHREE TAPURIAH	ADSPT4184B	1	17400	0	0	17400	1.7400	17400	0	17400	1.7400	0	1.7400	0	0.0000	NA		17400
	ABHASH KUMAR SEKSARIA	ATEPS9128E	2	16300	0	0	16300	1.6300	16300	0	16300	1.6300	0	1.6300	0	0.0000	NA		8100
	SURESH CHANDRA TAPURIAH	ABSPT8756B	2	10563	0	0	10563	1.0563	10563	0	10563	1.0563	0	1.0563	0	0.0000	NA		7188
	ii. Individual shareholders holding nominal share capital in excess of Rs.2 lakhs		1	20300	0	0	20300	2.0300	20300	0	20300	2.0300	0	2.0300	0	0.0000	NA		20300
	BINA DEVI BAJORIA	AEPFB3984F	1	20300	0	0	20300	2.0300	20300	0	20300	2.0300	0	2.0300	0	0.0000	NA		20300
(b)	NBFCs registered with RBI																		
(c)	Employee Trusts																		
(d)	Overseas Depositories (holding DRs; (balancing figure)																		
(e)	Any Other (specify)																		




Table III - Statement Showing shareholding pattern of the Public shareholder as on 30/09/2021

Category & Name of the Shareholders (I)	PAN (II)	Nos. of shareholders (III)	No. of fully paid up equity shares held (IV)	Partly paid up equity shares held (V)	Nos. of shares underlying Depository Receipts (VI)	Total nos. shares held (VII)=(IV)+(V)+(VI)	Shareholding % calculated as per SCRR, 1957) As a % of (A+B+C2) (VIII)	Number of Voting Rights held in each class of securities (IX)			No of Shares Underlying outstanding convertible securities (as a percentage of diluted share capital) (X)	Shareholding as a % assuming full conversion of convertible securities (as a percentage of diluted share capital) (XI)=(VII)+(X) As a % of A+B+C2)	Number of Locked in shares (XII)		Number of shares pledged or otherwise encumbered (XIII)		Number of equity shares held in dematerialized form (XIV)
								No of Voting Rights					As a % of total shares held (a)	As a % of total shares held (b)	No. (Not applicable) (a)	As a % of total shares held (Not applicable) (b)	
								Class x	Class y	Total							
Bodies Corporate		30	26612	0	0	26612	2.6612	26612	0	26612	2.6612	0	2.6612	0	0.0000	NA	1004
SEKSARIA FOUNDRIES LTD.		1	17900	0	0	17900	1.7900	17900	0	17900	1.7900	0	1.7900	0	0.0000	NA	0
Resident Individual (HUF)		4	39402	0	0	39402	3.9402	39402	0	39402	3.9402	0	3.9402	0	0.0000	NA	39402
DEVENDRA BAJORIA	AABHN5188H	1	38400	0	0	38400	3.8400	38400	0	38400	3.8400	0	3.8400	0	0.0000	NA	38400
Non Resident Individual		19	28138	0	0	28138	2.8138	28138	0	28138	2.8138	0	2.8138	0	0.0000	NA	50
THE OFFICIAL TRUSTEE OF WEST BENGAL		1	21200	0	0	21200	2.1200	21200	0	21200	2.1200	0	2.1200	0	0.0000	NA	0
Custodian of Enemy Property		1	5000	0	0	5000	0.5000	5000	0	5000	0.5000	0	0.5000	0	0.0000	NA	0
Foreign National		1	400	0	0	400	0.0400	400	0	400	0.0400	0	0.0400	0	0.0000	NA	0
Sub Total		896	253605	0	0	253605	25.3605	253605	0	253605	25.3605	0	25.3605	0	0.0000	NA	104195
Total Public Shareholding (B)=(B)(1)+(B)(2)+(B)(3)		907	256481	0	0	256481	25.6481	256481	0	256481	25.6481	0	25.6481	0	0.0000	NA	104695





Table IV - Statement Showing shareholding pattern of the Non Promoter - Non Public shareholder as on 30/09/2021


Category & Name of the Shareholders (I)	PAN (II)	No of shareholders (III)	No. of fully paid up equity shares held (IV)	Partly paid-up equity shares held (V)	Nos. of shares underlying Depository Receipts (VI)	Total nos. shares held (VII)=(IV) + (V)+(VI)	Shareholding % calculated as per SCRR, 1957) As a % of (A+B+C2) (VIII)	Number of Voting Rights held in each class of securities (IX)			No of shares Underlying outstanding convertible securities (including Warrants) (X)	Total Shareholding as a % assuming full conversion of convertible securities (as a percentage of diluted share capital) (XI)=(VII)+(X) As a % of A+B+C2)	Number of Locked in shares (XII)		Number of shares pledged or otherwise encumbered (XIII)		Number of equity shares held in dematerialized form (XIV)	
								No of Voting Rights					Total as a % of Total Voting rights	No. (a)	As a % of total shares held (b)	No. (Not applicable) (a)		As a % of total shares held (b)
								Class x	Class y	Total								
(1) Custodian / DR Holder																		
(2) Employee Benefit Trust (under SEBI (Share based Employee Benefit) Regulations, 2014)																		
Total Non Promoter - Non Public Shareholding (C)=(C)(1)+(C)(2)		0	0	0	0	0	0.0000	0	0	0	0.0000	0	0.0000	0	0.0000	NA	NA	0



Annexure


Table V - Statement showing details of significant beneficial owners as on 30/09/2021

Details of the (SBO) (I)				Details of the registered owner (II)			Details of holding / exercise of right of the SBO in the reporting company, whether direct or indirect: Whether by virtue of: (III)				Date of creation / acquisition of significant beneficial interest (IV)
Sr No	Name	PAN / Passport No. in case of a foreign national	Nationality	Name	PAN / Passport No. in case of a foreign national	Nationality	Shares (%)	Voting rights (%)	Rights on distributable dividend or any other distribution (%)	Exercise of control	Exercise of significant influence





HASIMARA INDUSTRIES LTD					
Distribution Schedule as on 30/09/2021					
Share Holding	No of Holders	% age	No of Shares	% age	
Upto 50	518	56.8606	9764	0.9764	
51 to 100	176	19.3194	17053	1.7053	
101 to 150	12	1.3172	1625	0.1625	
151 to 250	106	11.6356	21312	2.1312	
251 to 500	55	6.0373	21062	2.1062	
501 to 5000	35	3.8419	49802	4.9802	
Above 5000	9	0.9879	879382	87.9382	
Grand Total	911	100.0000	1000000	100.0000	
Distribution Schedule as on 30/09/2021					
Share Holding	No of Holders	% age	No of Shares	% age	
Upto 500	867	95.1701	70816	7.0816	
501 to 1000	23	2.5247	18109	1.8109	
1001 to 2000	6	0.6586	9225	0.9225	
2001 to 3000	3	0.3293	7468	0.7468	
4001 to 5000	3	0.3293	15000	1.5000	
Above 10000	9	0.9879	879382	87.9382	
Grand Total	911	100.0000	1000000	100.0000	
Distribution Schedule as on 30/09/2021					
Notional Value of (Rs.)	No of Holders	% age	Amount (Rs.)	% age	
Upto 5000	867	95.1701	708160	7.0816	
5001 to 10000	23	2.5247	181090	1.8109	
10001 to 20000	6	0.6586	92250	0.9225	
20001 to 30000	3	0.3293	74680	0.7468	
40001 to 50000	3	0.3293	150000	1.5000	
Above 100000	9	0.9879	8793820	87.9382	
Grand Total	911	100.0000	10000000	100.0000	



HASIMARA INDUSTRIES LTD					
Shareholding Summary as on 30/09/2021					
Form	As per Folio/Client Id		As per PAN		
	No of Records	No of Shares	No of Records	No of Shares	
PHYSICAL	687	153186	685	153186	
NSDL	159	845319	144	845319	
CDSL	114	1495	107	1495	
<b>TOTAL</b>	<b>960</b>	<b>1000000</b>	<b>936</b>	<b>1000000</b>	

